



WHERE'S THE RISK?

Circle all the Risk Factors you can Find!

SOLUTION



RABIES WORD SEARCH 1-4 ANSWER




RABIES
RACCOON
BAT

FOX
SKUNK
BITE

WASH
BRAIN
DROOL





HELP THE KIDS HOME SAFELY!

Can you show these children the way home without risking rabies infection?

SOLUTION

Did you recognize which examples in the picture showed someone behaving safely and responsibly with a dog? Were you able to spot examples of unsafe behavior? Check your answers here.

Safe, Responsible Behavior (S)



Always walk your dog on a leash. (Keep your cats indoors, where they are safe from traffic and from other animals.)



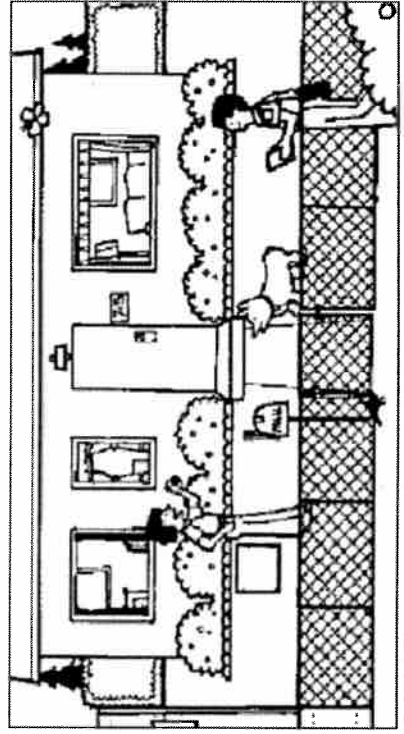
Before petting someone else's dog (or cat), ask the owner for permission. After getting permission to pet a dog, always let the dog sniff the back of your hand first.



When a dog approaches you, stand still and quiet. Keep your hands at your sides.



When you are not walking your dog, keep him or her indoors with you—or in a fenced yard when he's getting some fresh air. Spend time playing with and caring for your dog.



© 2004 The Humane Society of the United States.

Unsafe Behavior (U)



Don't pet or approach a dog (or a cat) while he or she is eating, sleeping, or guarding something. Pets naturally guard their food, their babies, and their toys. Dogs also protect their owners, as well as any property that belongs to their owners—such as an owner's home, yard, or car.



Don't try to pull a toy, a stick, or any item from a dog's mouth.



Don't run away from a dog that is chasing you. (A dog's natural instinct is to chase and catch someone who is running away. If you stand still, the dog will most likely stop, sniff you, and leave you alone when he or she realizes you are not a threat.) Also, don't chase or tease dogs or cats, and avoid petting or trying to pick up strange pets.



Don't approach a dog (or any other animal) that is injured. Instead, tell an adult about the animal.